






KS1 SPELLING MENU

<p>1. ABC Order Write all of your spelling words in alphabetical (ABC) order.</p> 	<p>2. Word Parts Write your words. Then use a coloured pencil to divide the words into syllables. e.g. jump ing cat er pill ar</p>	<p>3. Other Handed Write each word twice, switching the hand you write it with each time. Say the word as you spell it.</p>	<p>4. Vowel Spotlight Write your words using one colour for the vowels and another colour for the consonants. (vowels: a, e, i, o, u)</p>
<p>5. Pyramid Words s sp spe spel spell spelli spellin spelling</p>	<p>6. "Ransom" Words "Write" your words by cutting letters out of a newspaper or magazine and gluing the letters on a piece of paper to spell your words.</p> 	<p>7. Rainbow Words Write your spelling words with coloured pencils. Make each letter a different colour.</p> 	<p>8. Scrambled Words Write your words. Then write them again backwards e.g. watch – chtaw</p> <p>BACKWARDS</p>
<p>9. Silly Sentences Write 3 or more sentences that use all your spelling words. Underline each spelling word. e. g. My dog <u>wears</u> a blue and <u>purple</u> dress when he takes a <u>bath</u>.</p>	<p>10. Words without Vowels Write all of your words replacing vowels with a line. e.g. q--st--n = question</p>	<p>11. Train Words Write the entire list end-to-end as one long word. Write each new word in a different colour. e.g. trainbackstop</p>	<p>12. Bubble Letters Write your spelling words out in bubble writing.</p>
<p>13. Writing Race Set a timer for 2 minutes. See how many times you can write each word perfectly during that time.</p> 	<p>14. Word Classes Sort your spelling words into word classes - nouns, verbs, adjectives etc</p>	<p>15. Scrabble In a game of Scrabble, each letter is worth a certain number of points. Write your words and then add the total of the letters. Which of your spelling words has the highest total value?</p> 	
<p>16. Fancy letters Write each of your spelling words using <i>fancy</i> letters. Your letters can have curly-q's or dots, for example. Have fun!</p>	<p>17. Across and down Write each of your spelling words across and then down (starting with the first letter). e. g. - w h e n h e n</p>		
<p>These activities are not written in your book. If you complete one, please get a parent/carer to sign your book to say you have completed it!</p>			
<p>A. Air Write Write your spelling words in the air using your finger. Have a partner read your words as you write them.</p>	<p>B. Type it up Type your spelling words on the computer. Make each word have a different font. If you have a printer, print off your work and stick it in your book!</p>	<p>C. Testing, testing! Take a practice test. Have your Mum or Dad ask you to spell your spelling words. Write them on a list. Check your practice test and correct any missed words.</p>	<p>E. Back Writing Use your finger to spell out each of your spelling words, one letter at a time, on your mum or dad's back. Then it's YOUR turn to try to FEEL and spell!</p>